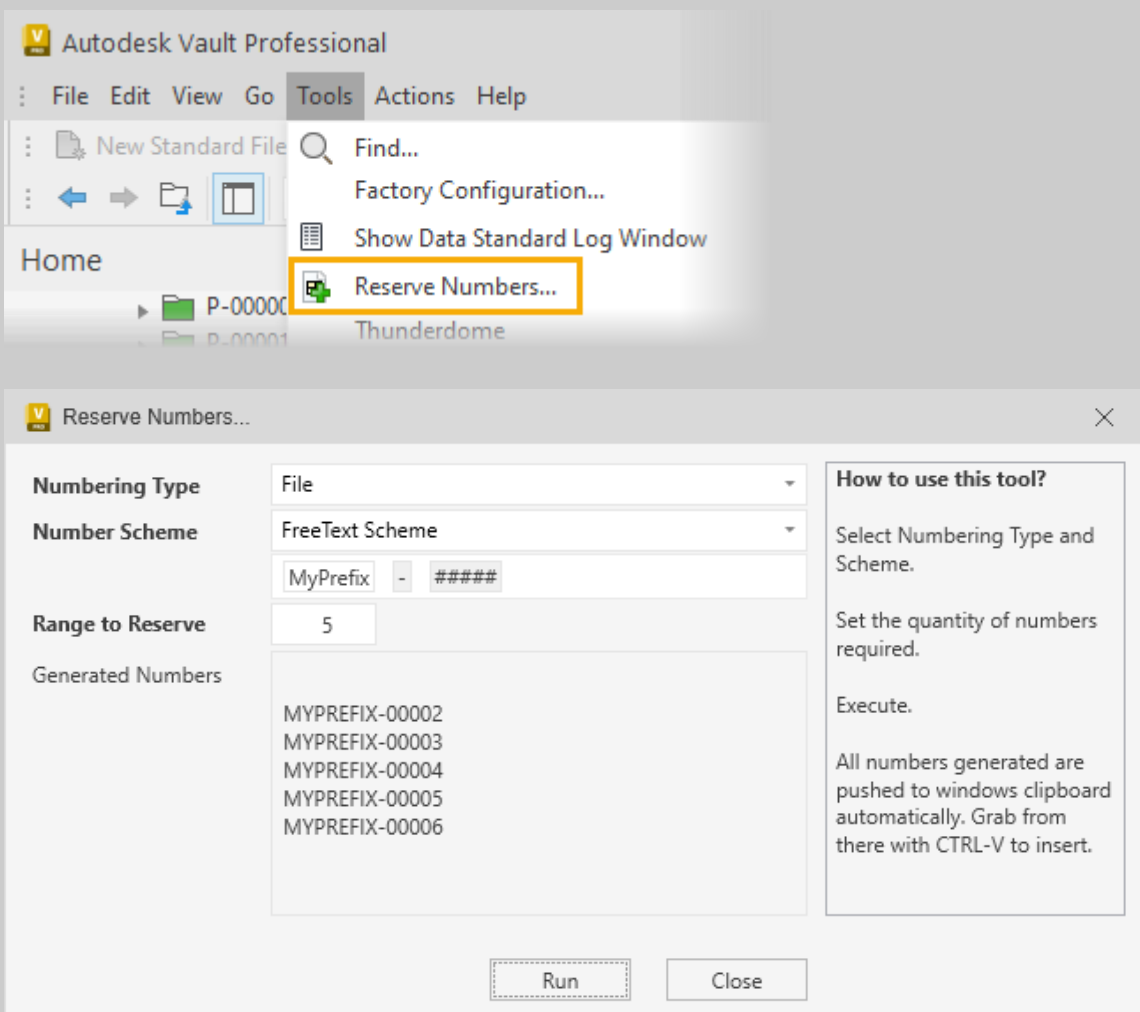




Autodesk Vault Reserve Numbers

Data Standard Customization Sample | Integration Instructions

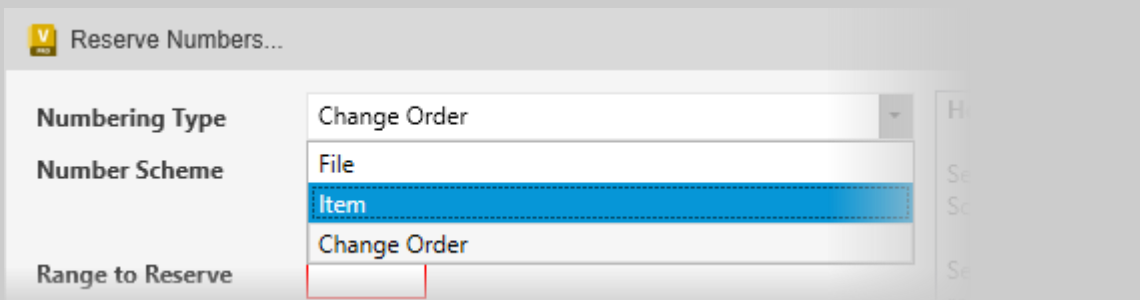
Markus Koechl
Solutions Engineer PDM|PLM | [Community Profile](#)



Reserve Numbers

Data Standard Customization Sample

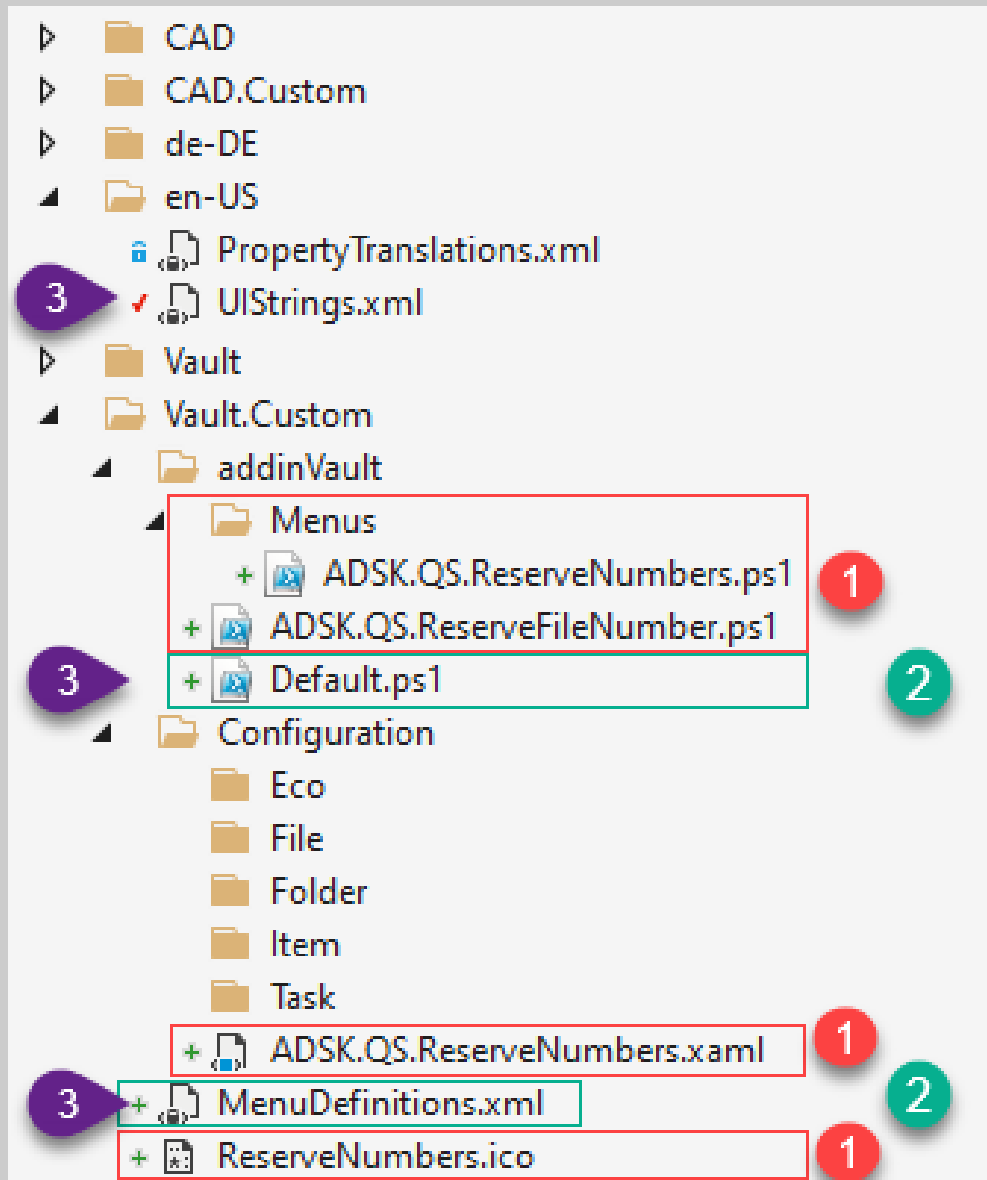
- Reserve Numbers allows user to create numbers consuming Vault File, Item, or Change Order numbering schemes
- Generated Numbers are copied to the Windows Clipboard and can be directly pasted into tables using the CTRL+V keys, e.g., Inventor iPart or Model State part number columns



Integration

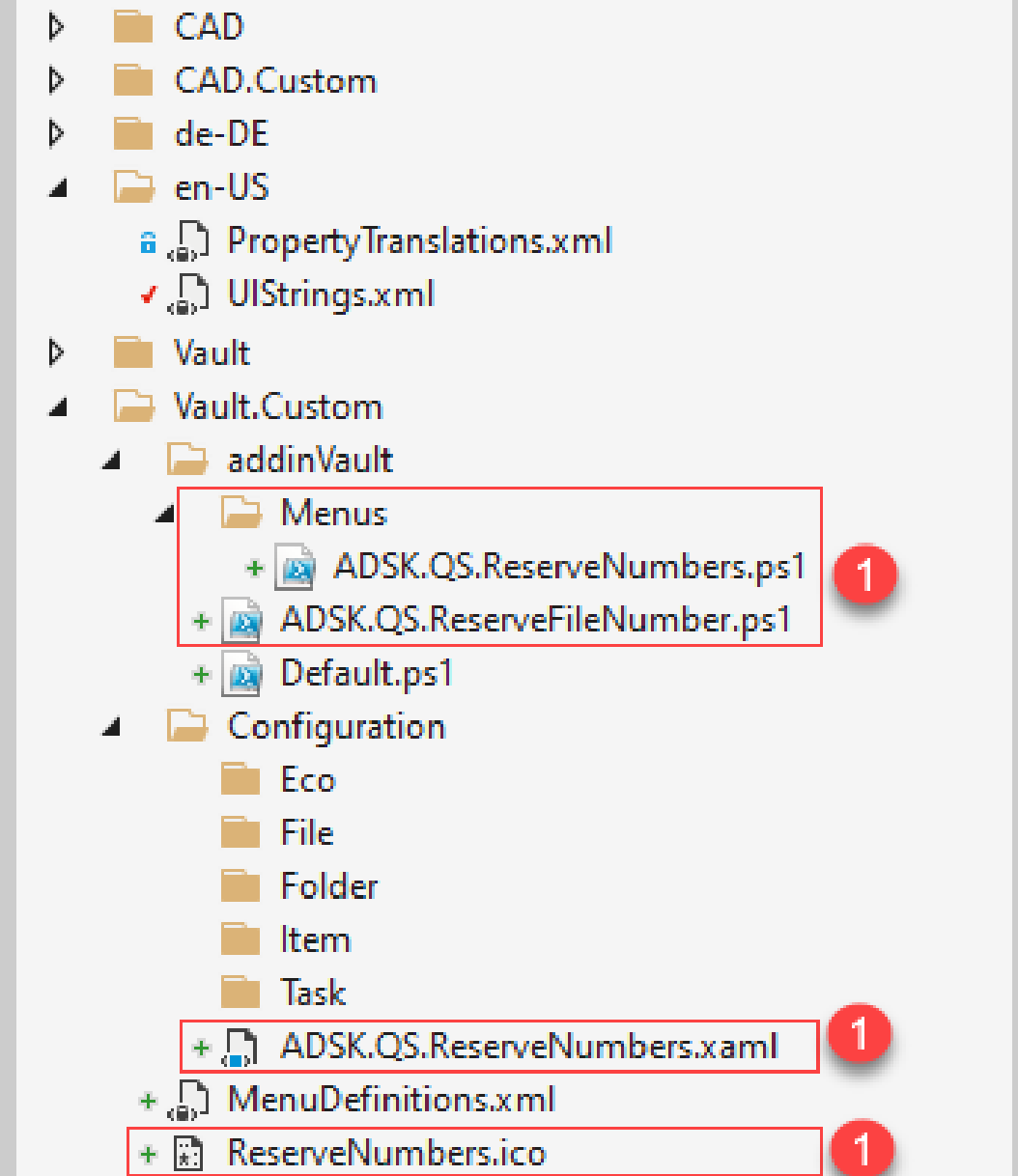
Overview

- Reserve Numbers extension is part of the Autodesk Technical Sales sample configuration VDS-MFG-Sample available on GitHub
 - Navigate to the matching Vault Release version <https://github.com/koechlm/VDS-Sample-Configuration-20xx>
- To integrate the command extension,
 - copy the published files from GitHub (1)
 - Copy the default files from your Data Standard Installation (2)
 - Edit the files as instructed (3)
 - Merge UI / localization strings
 - en-US, de-DE templates available
 - Add the command to Menu Definition
 - Extend the default script file



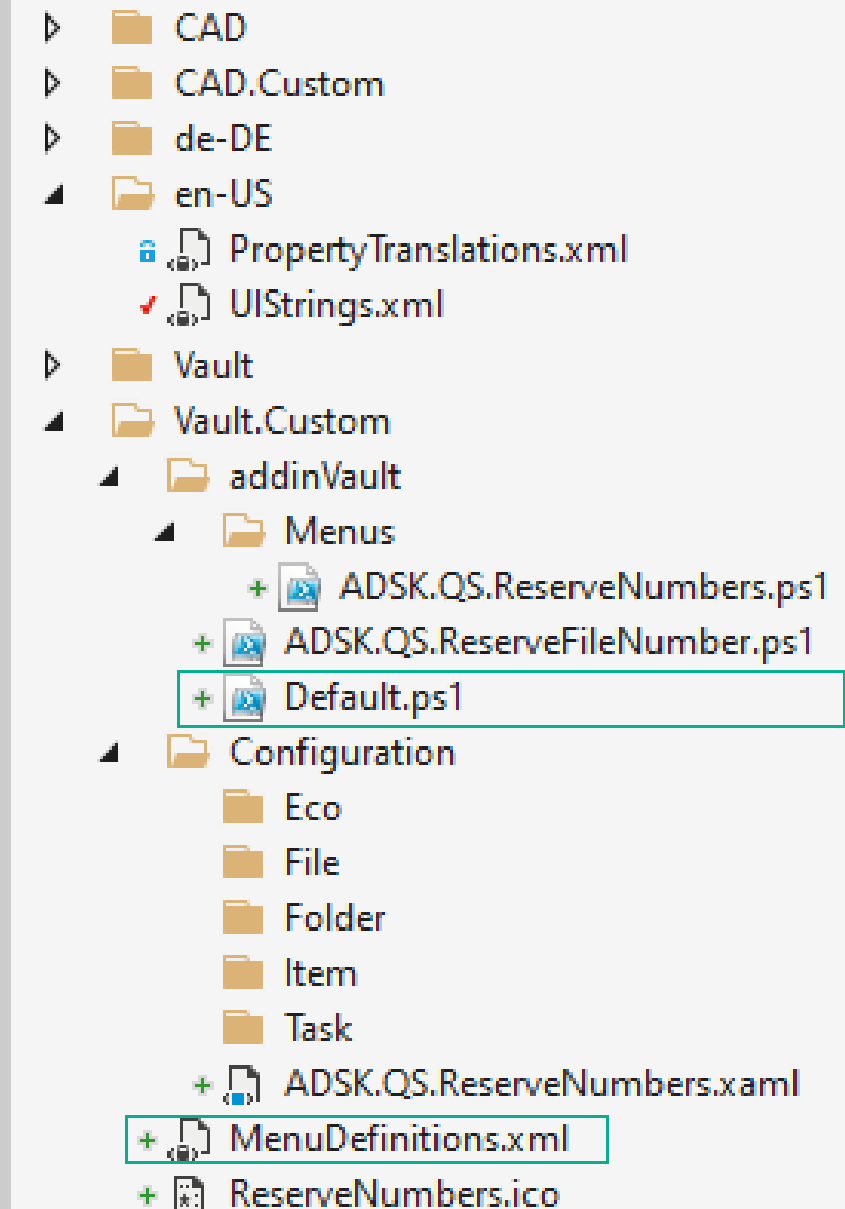
User Interface | Dialog

- Copy the command icon file to the customization folder `.\Vault.Custom\`
- Copy Dialog File `ADSK.QS.ReserveNumbers.xaml` to your custom configuration folder `.\Vault.Custom\Configuration`
- Copy the command and dialog script files to the custom addin folder `.\Vault.Custom\addin\` and Menu folder `.\Vault.Custom\addin\Menu`



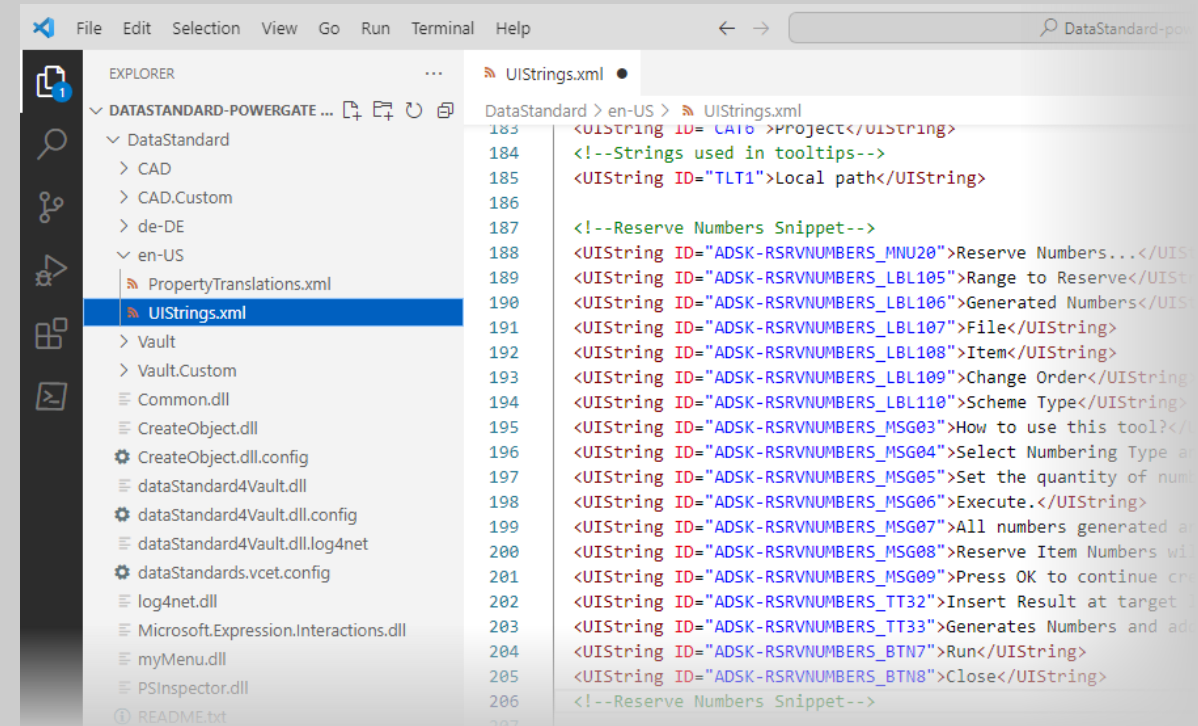
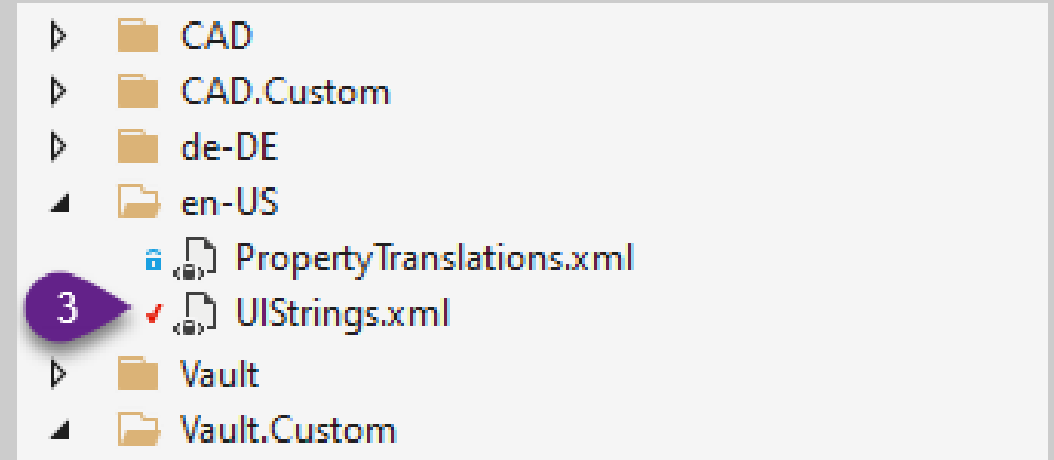
User Interface | Script

- Copy the default Script File Default.ps1 from .\Vault\addin\ to your custom addin folder .\Vault.Custom\addin\
 - Copy the default Menu definition file Menudefinition.xml from .\Vault\ to your customization folder .\Vault.Custom\
 -



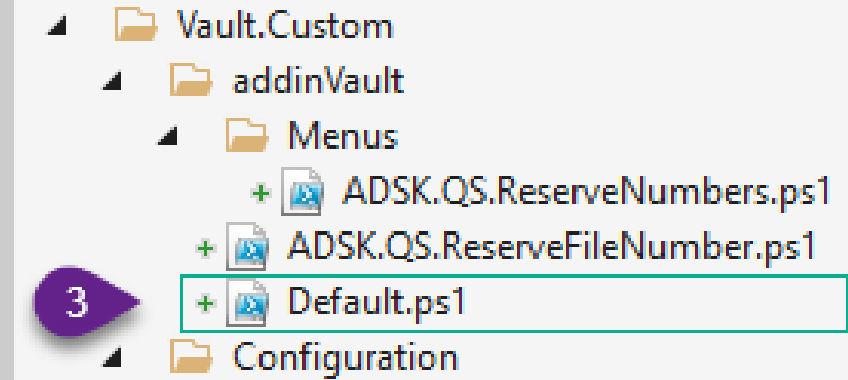
Merge UIStrings.xml

- Copy the snippet from the GitHub source and paste it into your UIString.xml file
- Localize if needed by copying and translating accordingly
 - Note – The VDS-MFG-Sample contains a localized snippet for de-DE



User Interface | Script

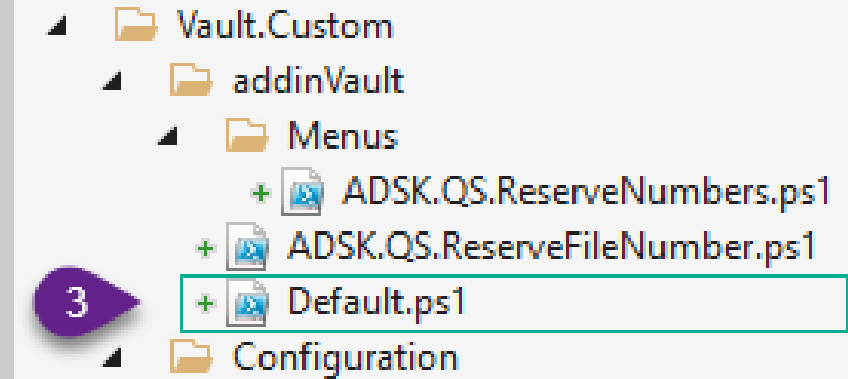
- Edit the copied file
.\Vault.Custom\Default.ps1
 - Copy the "ReserveNumberWindow" switch from the GitHub source to the function ***InitializeWindow*** in your file.



```
function InitializeWindow
{
    #begin rules applying commonly
    InitializeWindowTitle
    InitializeNumSchm
    InitializeCategory
    InitializeNameValidation
    #end rules applying commonly
    $mWindowName = $dsWindow.Name
    switch($mWindowName)
    {
        "FileWindow"
        {
            #rules applying for File
        }
        "FolderWindow"
        {
            #rules applying for Folder
        }
        "CustomObjectWindow"
        {
            #rules applying for Custom Object
        }
        "ReserveNumberWindow"
        {
            $dsWindow.FindName("cmbNumType").add_SelectionChanged({
                mGetNumSchms
            })
        }
    }
}
```

User Interface | Script

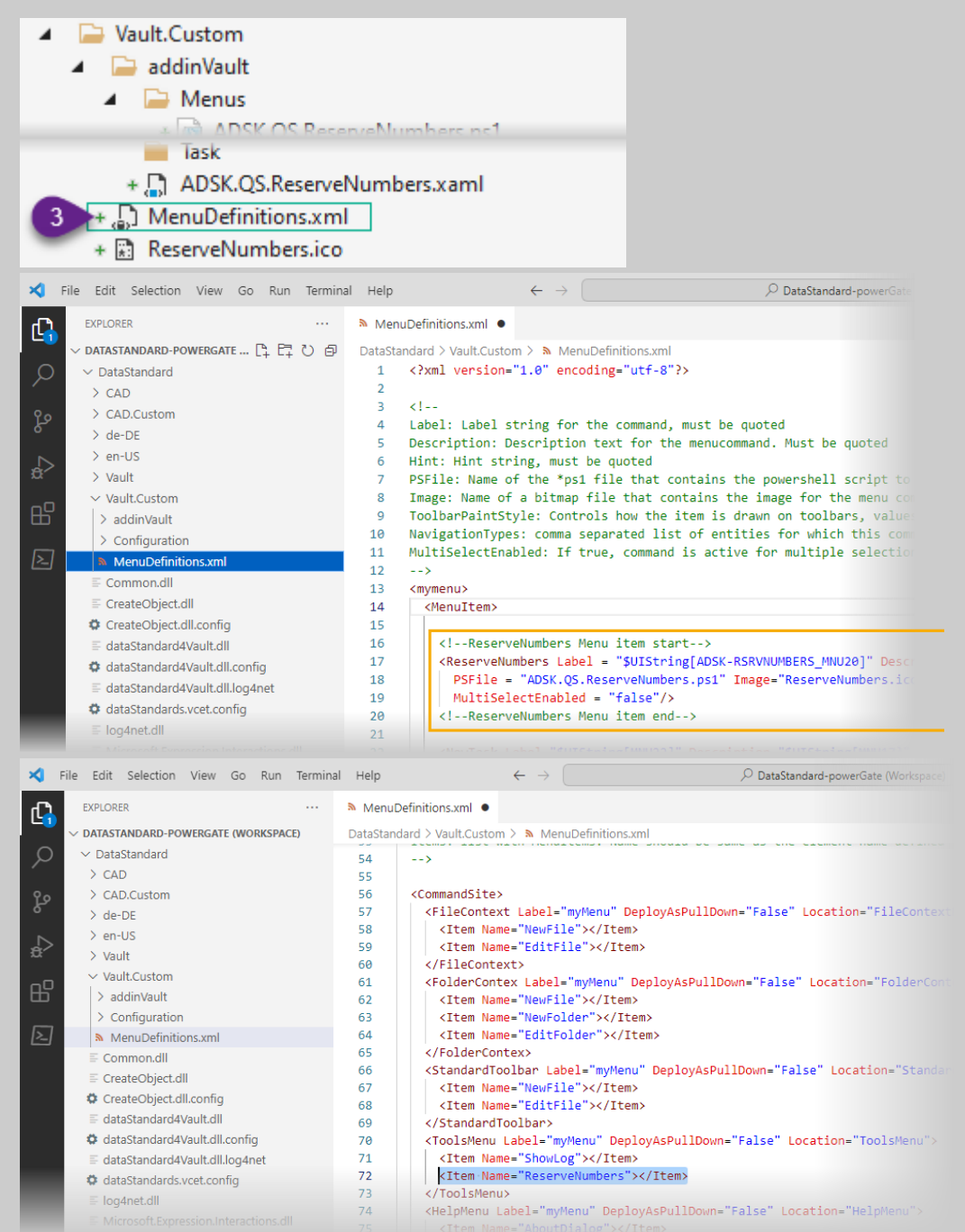
- Edit the copied file
.\Vault.Custom\Default.ps1
 - Copy/Replace the default switch of the function ***InitializeNameValidation*** from the GitHub source to the function in your copied file.



```
function InitializeNameValidation()
{
    $mWindowName = $dsWindow.Name
    switch($mWindowName)
    {
        "FileWindow"
        {
            $nameProp = "_FileName"
        }
        "FolderWindow"
        {
            $nameProp = "_FolderName"
        }
        "CustomObjectWindow"
        {
            $nameProp = "_CustomObjectName"
        }
        default {
            $nameProp = ""
        }
    }
    if ($Prop[$nameProp].Length -ne 0) {
        $Prop[$nameProp].CustomValidation = { NameCustomValidation }
    }
}
```


Menu Definition

- Edit the copied file .\Vault.Custom\MenuDefinition.xml
 - Copy and paste the Menu item to your copied menu definition file
 - Copy and paste the CommandSite item to the same file





Autodesk and the Autodesk logo are registered trademarks or trademarks of Autodesk, Inc., and/or its subsidiaries and/or affiliates in the USA and/or other countries. All other brand names, product names, or trademarks belong to their respective holders. Autodesk reserves the right to alter product and services offerings, and specifications and pricing at any time without notice, and is not responsible for typographical or graphical errors that may appear in this document.

© 2023 Autodesk. All rights reserved.